

© 1997-2001 by Linda Worland

This pattern may not be sold. Please see permission below in regard to printing and distributing this pattern.

Please direct inquiries for patterns to <http://www.paperpanache.com> or Paper Panache, Images and Ideas for Paper-Piecing P.O. Box 2124 Winnetka, CA 91396-2124 (818) 999-1981

PAPER PANACHE PROCRASTINATOR'S DREAM: MYSTERY ADVENTURE BLOCK #21

7.25" diameter (18.4 cm)

IMPORTANT NOTE: Like all Paper Panache patterns, the TUIT pattern has been reversed. If you paper piece by adding your fabric to the PRINTED side of the pattern and not the blank side, this particular pattern WILL NOT work for you.

BASIC STEPS / PIECING ORDER:

1. Cut out pattern and paper piece sections, making sure to add all seam allowances as you go.
2. After all sections are covered with fabric, turn them paper-side up. **Remember that the lettering will always stay right-side up.**
3. Sew sections together carefully in (A + B +C) order. Trim these seams to 1/4" and press toward the middle.
4. If you don't know what it is, consult your friends or use a search engine. When you realize what you have, you'll know it's indispensable! Make them for your friends!

COLOR NOTES:

The sample was made with the seven colors that approximate a rainbow (remember "roygbiv"?). Although a soft palette was used, you can make your rainbow as bright as you like.

pk (or rd)... Use pink in the softer palette; use red in a darker palette.

wh is the background. It can be anything from white to offwhite to beige. All the other colors should look good next to it.










dk is a darker version of one of your rainbow colors; your choice.

in and **vi**...I interpreted "indigo" to be a blue purple and "violet" to be a pinker purple. See sample palette for clues.

PASTE YOUR CHOICES OVER THESE SAMPLES

—To see swatches better on screen, enlarge view.

—Any print-out of the colors may be lighter or darker than actual.

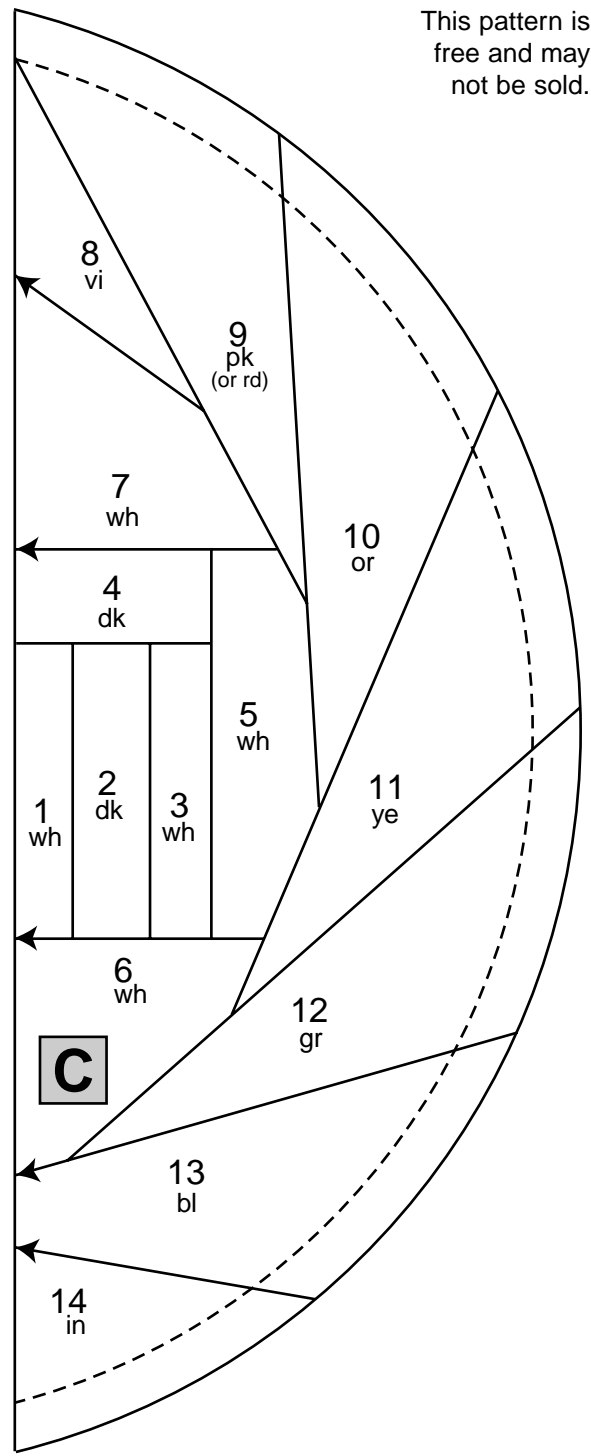
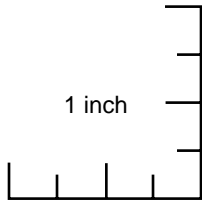
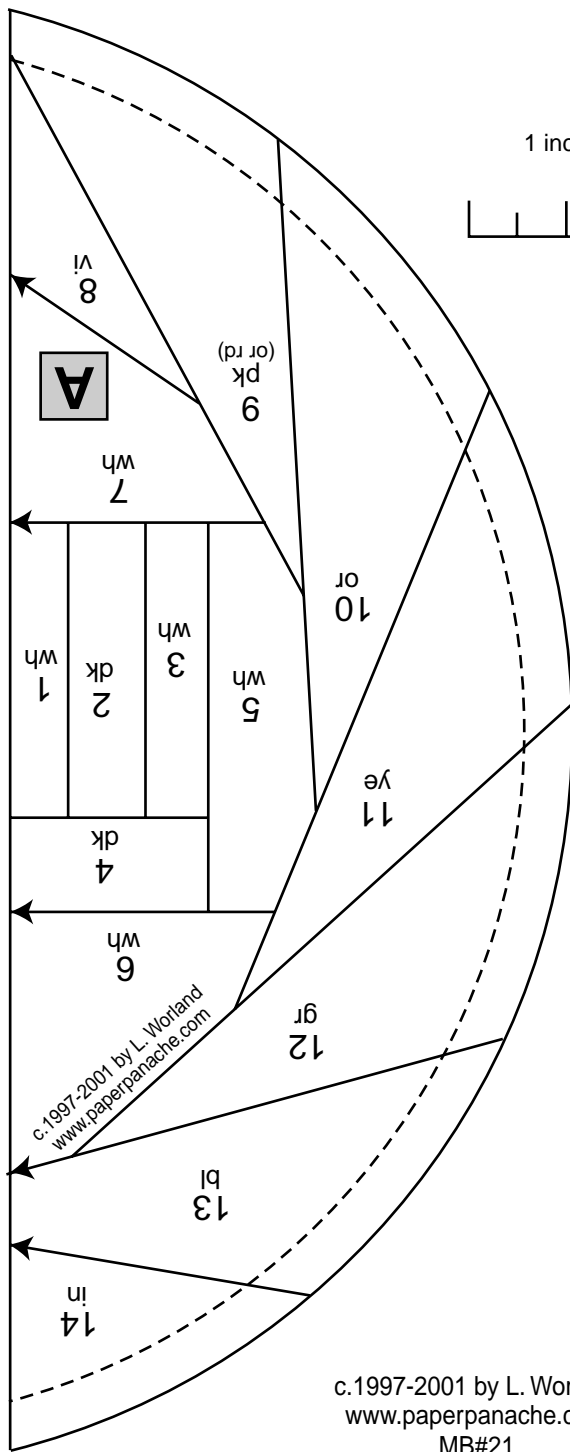
wh your choice 9x9	dk your choice 9x5	pk (or rd) pink/red all 5x5 or less >>>>	or orange	ye yellow	gr green	bl blue	in indigo	vi violet
								
See more info above.								

SAMPLE PALETTE

PERMISSION:

This mystery will remain free to everyone and may be reprinted for any free use by quilt guilds and sewing groups. This instructions on this page may be rewritten to fit space as needed, but the information and copyright notices must be retained on the pattern page and pattern itself. This pattern may not be sold.

This pattern is free and may not be sold.



c.1997-2001 by L. Worland
www.paperpanache.com
MB#21

Match seams where arrowheads meet

